

# Good Governance and Quality of Democracy – Characteristics of the Quality of Society

Sustainable Governance Indicators 2014

---

Dr. Daniel Schraad-Tischler

## What is the SGI project?

- **Indicator-based cross-national comparison of all OECD & EU countries**
  - Major international index project conducted on a biennial basis
- **Measuring Sustainable Governance**
  - 140 qualitative and quantitative indicators
  - Based on an international network of more than 100 renowned experts
  - Detailed country reports for each country
  - Full and free access to all data, indicators and indices via the project's website

[www.sgi-network.org](http://www.sgi-network.org)

## Three guiding questions

---

- **How successful are the countries of our sample in achieving sustainable policy outcomes?**
- **How well developed are the governance capacities of these countries in terms of long-term-oriented political steering capacities?**
- **What is the quality of their democratic order?**

## Three analytical pillars

### Sustainable Policy Performance



- Three classical dimensions of sustainability (economic, social, environmental)
- Measuring *policies and outcomes*
- Distinguishing domestic and international activities

**Strengths and weaknesses  
(need for reform)**

### Quality of Democracy



- Addressing four key dimensions of democracy
- Substantive and procedural criteria
- Focus on *quality* of institutions and processes

**Framework conditions for  
long-term system stability**

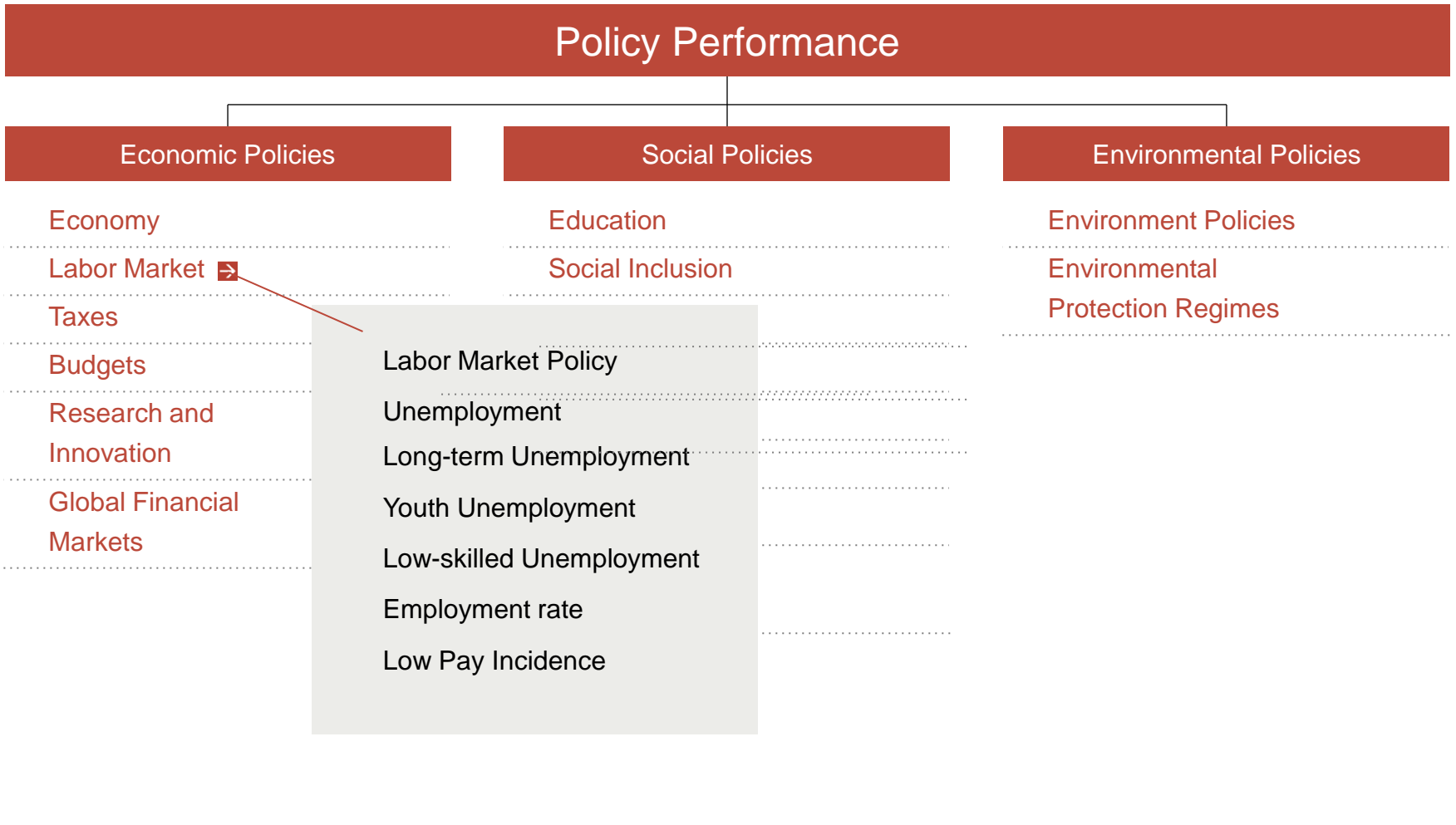
### Governance Capacity



- Executive capacities (steering, implementation, learning)
- Executive accountability: government interaction with societal actors
- Institutions and processes

**Reform capacities**

## Sustainable policy outcomes



## Comparing frameworks for democracy



## Sample Indicator (qualitative)

**D4.4**

**Corruption Prevention**

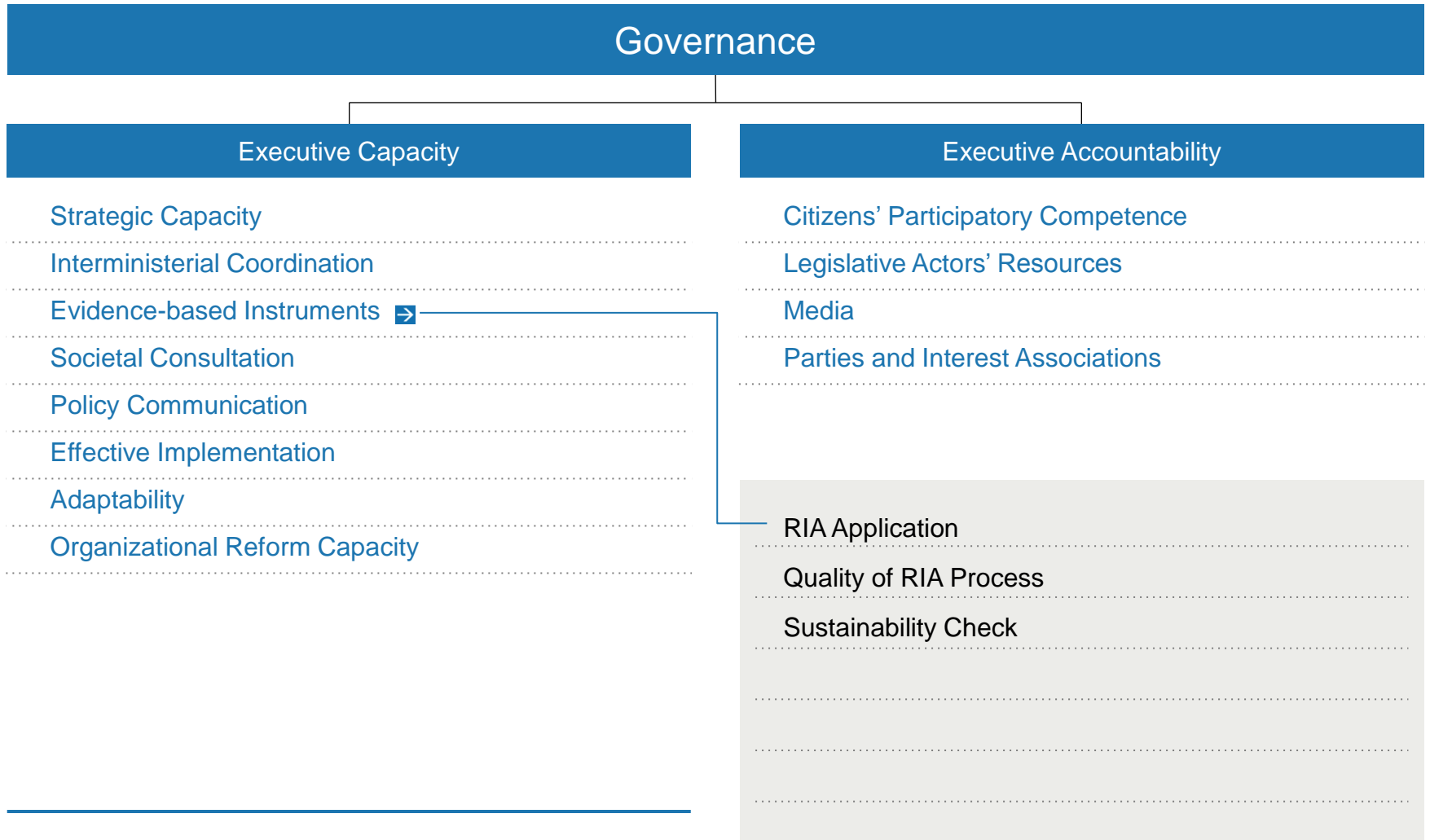
### To what extent are public officeholders prevented from abusing their position for private interests?

This question addresses how the state and society prevent public servants and politicians from accepting bribes by applying mechanisms to guarantee the integrity of officeholders: auditing of state spending; regulation of party financing; citizen and media access to information; accountability of officeholders (asset declarations, conflict of interest rules, codes of conduct); transparent public procurement systems; effective prosecution of corruption.

Note: Please be aware that the Corruption Perceptions Index (CPI) of Transparency International uses the data and information given in response to question D4.4 for their assessments. To avoid circularity of assessments, please do not base your evaluation on the CPI.

Legal, political and public integrity mechanisms effectively prevent public officeholders from abusing their positions.	10 <input type="checkbox"/>
	9 <input type="checkbox"/>
Most integrity mechanisms function effectively and provide disincentives for public officeholders willing to abuse their positions.	8 <input type="checkbox"/>
	7 <input type="checkbox"/>
	6 <input type="checkbox"/>
Some integrity mechanisms function, but do not effectively prevent public officeholders from abusing their positions.	5 <input type="checkbox"/>
	4 <input type="checkbox"/>
	3 <input type="checkbox"/>
Public officeholders can exploit their offices for private gain as they see fit without fear of legal consequences or adverse publicity.	2 <input type="checkbox"/>
	1 <input type="checkbox"/>

## An international comparison of governance capacities





## A multi-stage survey of 41 OECD and EU states



SGI Website – Results and data at a glance at [www.sgi-network.org](http://www.sgi-network.org)

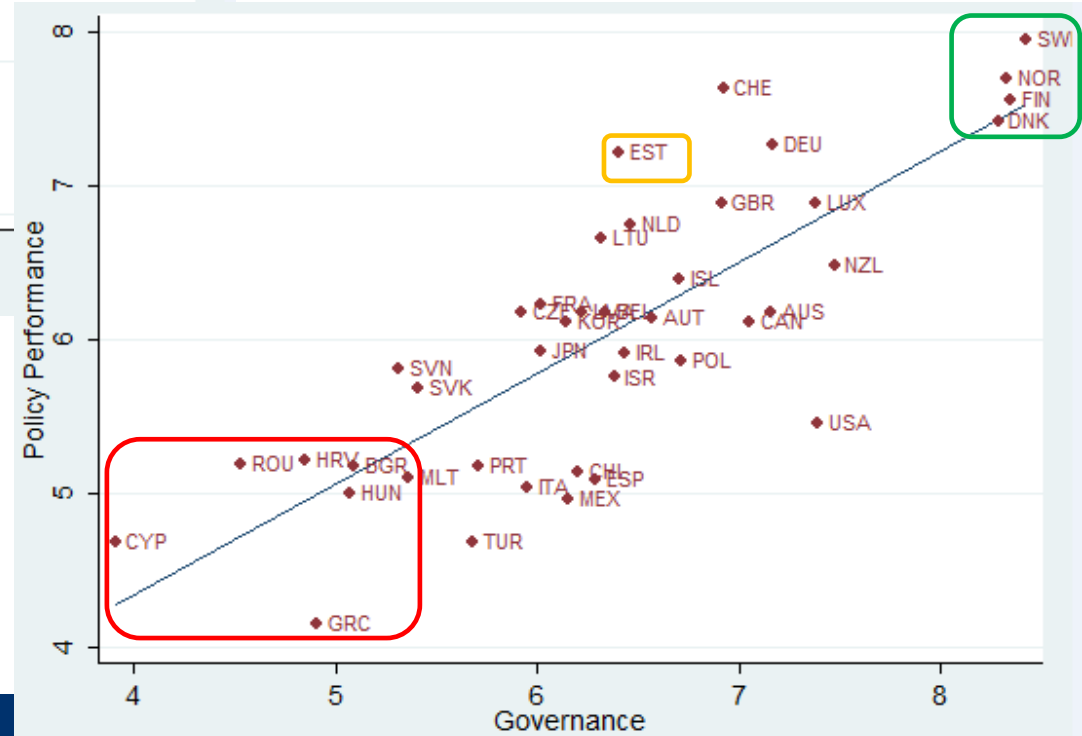
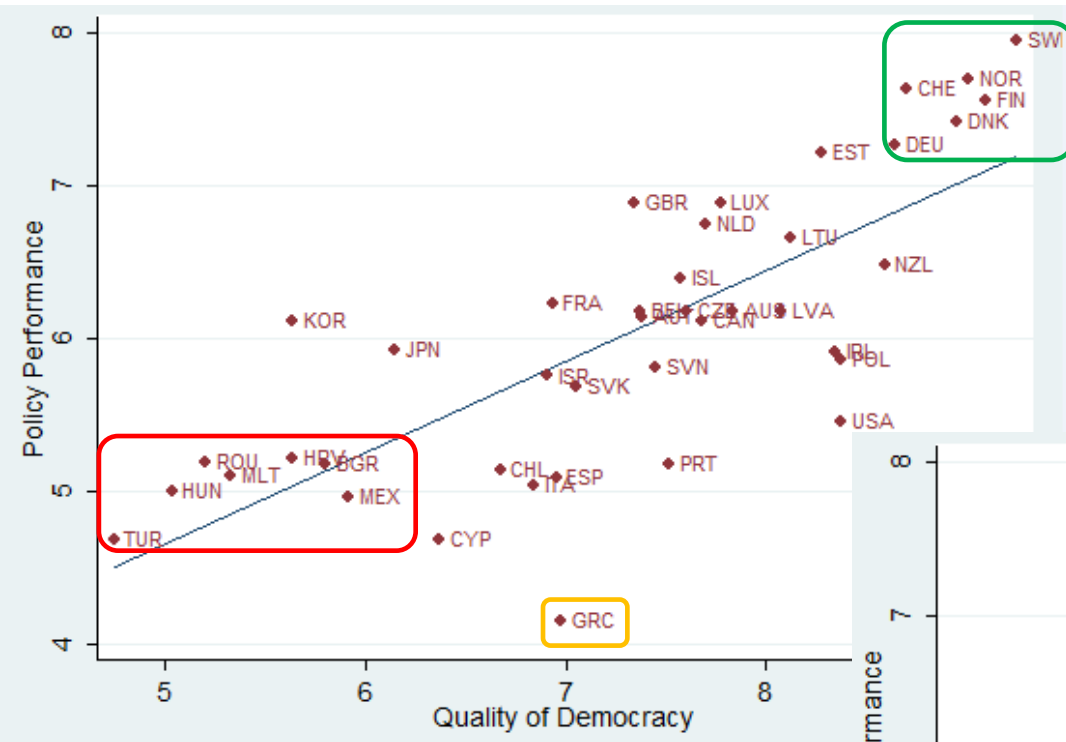
The screenshot displays the SGI website interface. At the top left is the SGI logo and the text 'Sustainable Governance Indicators'. To its right are three colored circles representing 'Policy Performance' (red), 'Democracy' (yellow), and 'Governance' (blue). Further right are navigation links for 'Countries', 'Time Series', and 'Downloads'. In the top right corner, there are social media links for Facebook, a 'Share this page' button, and a link to the 'SGI 2014 Brochure'. The BertelsmannStiftung logo is also present in the top right.

The main content area is divided into three columns. The left column features a 'SGI 2014 Survey' dropdown menu with a 'Take the tour' button. Underneath, there are three main categories: 'Policy Performance' (red), 'Democracy' (yellow), and 'Governance' (blue). Each category has a list of sub-items with dropdown arrows. Under 'Policy Performance', the sub-items are 'Economic Policies', 'Social Policies', and 'Environmental Policies'. Under 'Democracy', the sub-item is 'Quality of Democracy'. Under 'Governance', the sub-items are 'Executive Capacity' and 'Executive Accountability'. A white box highlights the article 'Are non-governmental actors involved in policy-making?' with a list of related topics: 'Citizens' Participatory Competence', 'Legislative Actors' Resources', and 'Parties and Interest Associations'. A background image of a woman speaking at a microphone is visible behind this text.

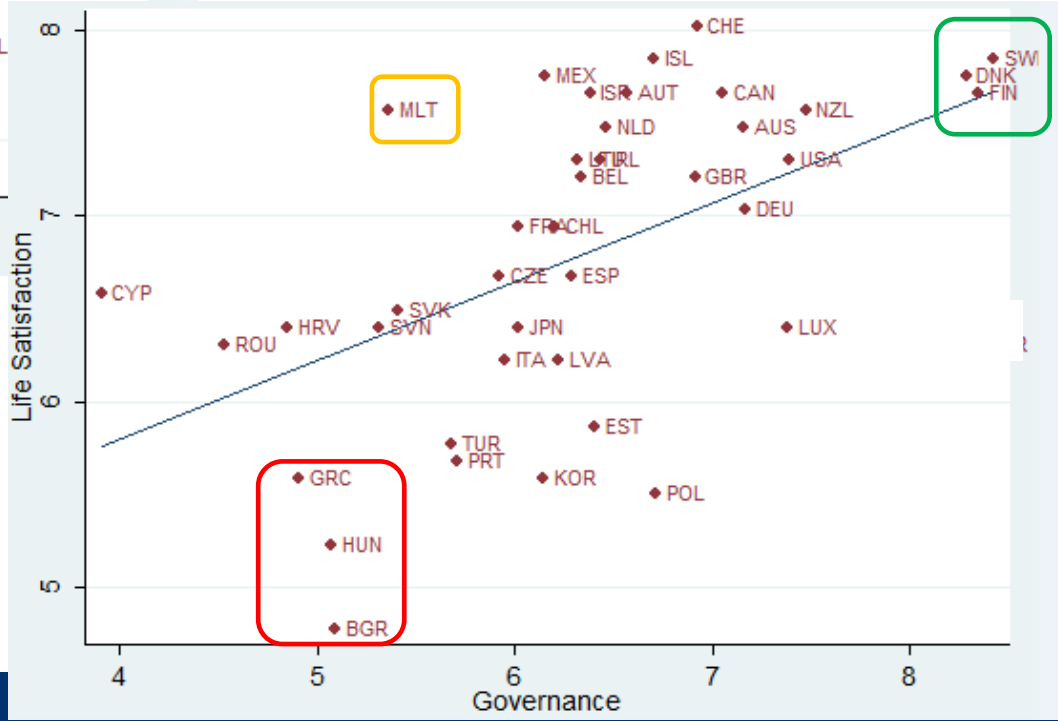
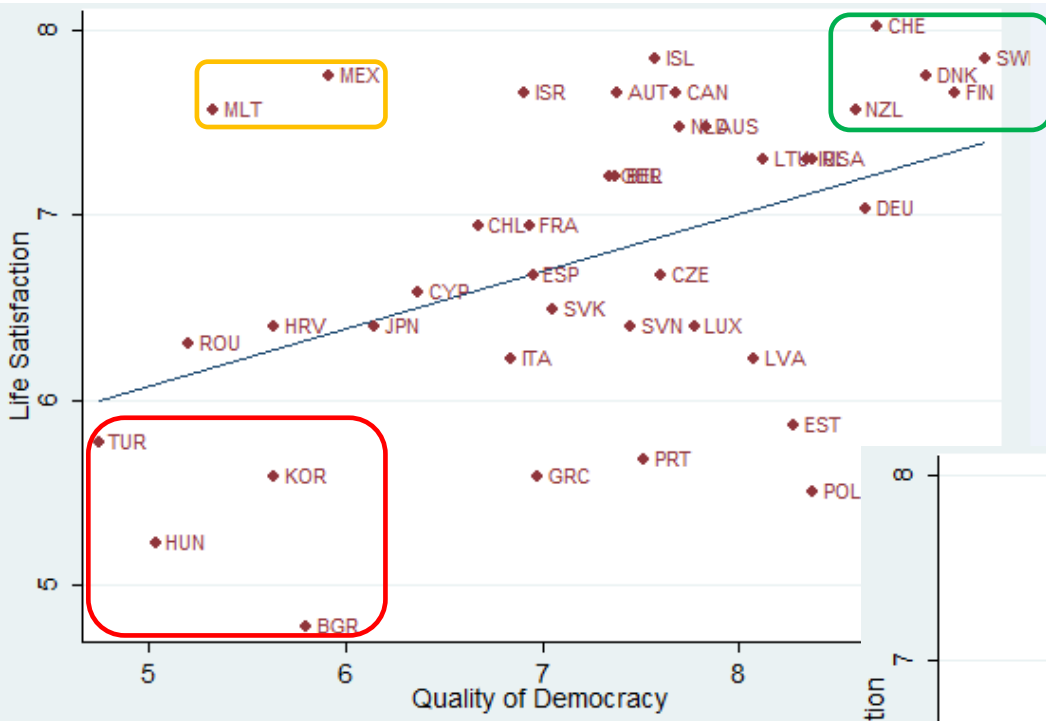
The middle column is titled 'SGI News' and features an article titled 'ECOLOGICAL FOOTPRINT: Developing With The Future in Mind'. The article text discusses OECD countries' ecological footprint and the need for intergenerational justice. It includes a date of '17.12.2013' and a 'Tag: Article'. A 'Play' button is located at the bottom right of the article.

The right column is titled 'SGI Studies' and features an article titled 'SOCIAL JUSTICE: Social Justice in the OECD – How Do the Member States Compare?'. The article text describes the Social Justice Index and its six dimensions. It includes a date of 'October 2011' and a 'Play' button at the bottom right.

Quality of Democracy / Governance <-----> Policy Performance



Quality of Democracy / Governance <-----> Life Satisfaction



## SGI Studies



Sustainable Governance  
in the OECD and EU



Social Justice in the  
OECD – How Do the  
Member States Compare?



Asia Study



Sustainable Governance in  
the OECD and EU – How  
Does Germany compare?



Intergenerational Justice  
in Aging Societies



Sustainable  
Governance in  
the BRICS

→ **SGI Online:** [www.sgi-network.org](http://www.sgi-network.org)

→ **SGI Blog:** [www.news.sgi-network.org/news](http://www.news.sgi-network.org/news)

→ **Showreel Sustainable Governance Indicators 2014:** [www.youtube.com/watch?v=MDALrtobRUc](http://www.youtube.com/watch?v=MDALrtobRUc)

Many thanks for your attention.

---

[www.sgi-network.org](http://www.sgi-network.org)

[daniel.schraad-tischler@bertelsmann-stiftung.de](mailto:daniel.schraad-tischler@bertelsmann-stiftung.de)